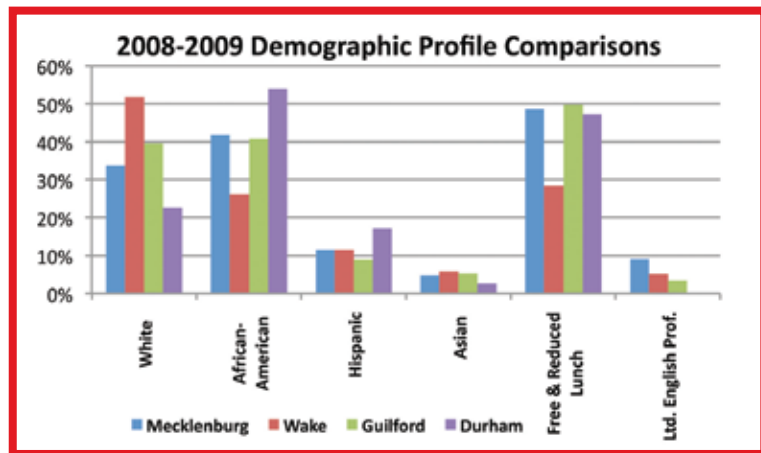


PROGRESS UPDATE ON OUR PUBLIC SCHOOLS: 2008 - 2009

The 2008-2009 CMS school year was marked by notable progress as well as ongoing challenges. The good news is that students showed growth in fourth grade reading and math – a critical year in predicting future performance – and that the Strategic Staffing initiative is showing very positive results. The ongoing challenge is the low graduation rate (66% overall), particularly among subgroups. Persistent achievement gaps continue to be associated with race and poverty.

The following charts summarize our public school district's performance as compared with other large urban districts in North Carolina.



CMS more closely resembles Guilford County Schools than Wake County Schools in its racial and Free or Reduced Lunch student profile.

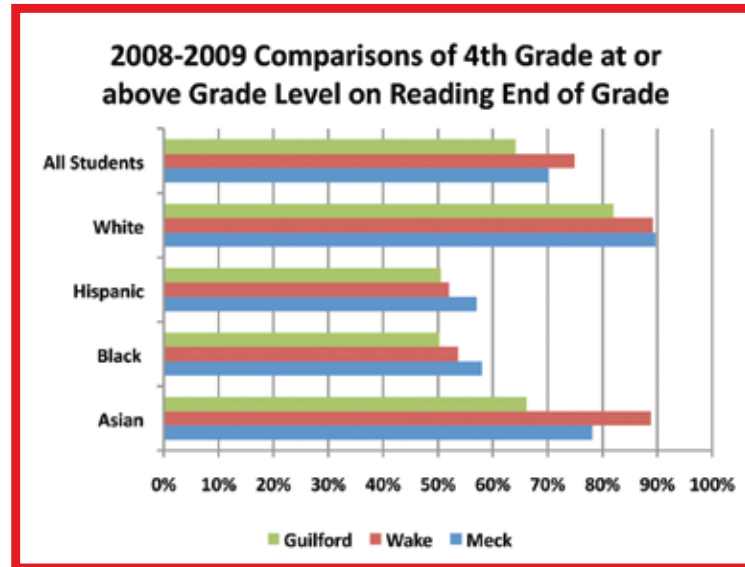
Mecklenburg
Citizens for
Public
Education

www.mecked.org

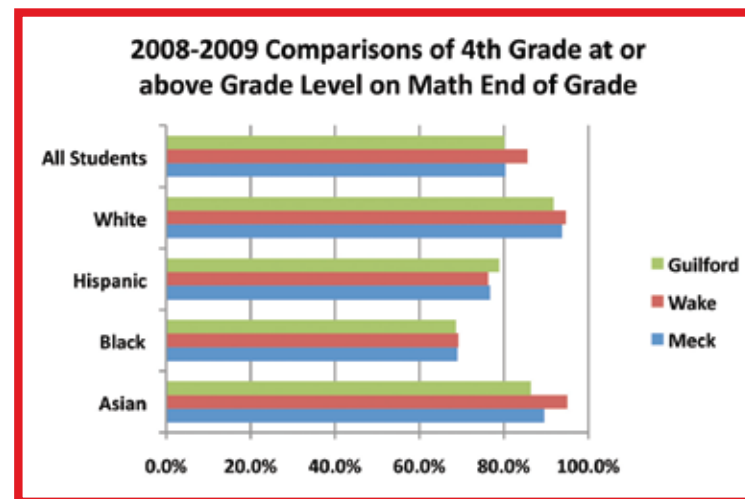
129 West Trade Street
Suite 1555
Charlotte, NC 28202
704-335-0100

OUR MISSION

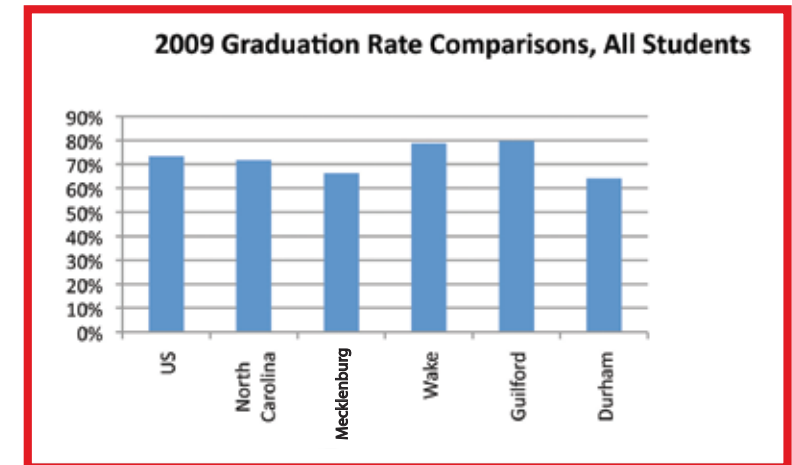
Mecklenburg Citizens for Public Education (MeckEd) is a 501c (3) nonprofit organization that mobilizes leadership, rallies resources, and engages the community to support the goal that all Charlotte-Mecklenburg Schools students achieve significant and measureable academic success.



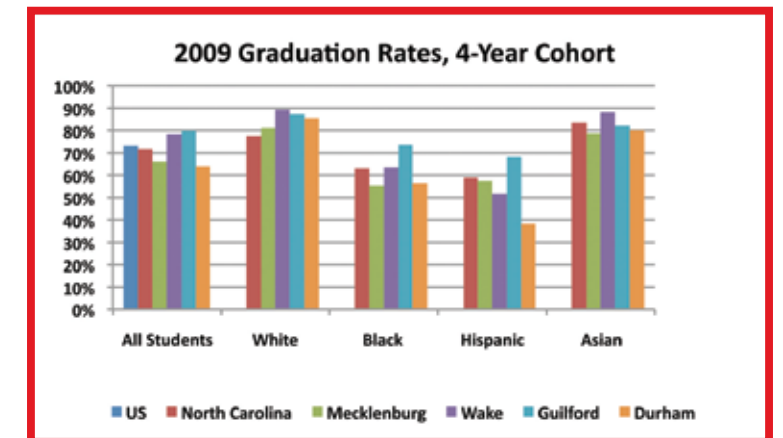
CMS 4th graders performed well on reading End of Grade testing (EOGs). CMS white, black and Hispanic 4th grade students outperformed their peers in Wake and Guilford County schools on the reading EOGs. While four years ago, African-American students in CMS trailed the state, they now outperform the state across all grade levels (EOGs and End of Course testing (EOCs)).



CMS 4th graders strong on math EOGs. CMS 4th grade students outperformed their peers in Guilford County Schools on the math EOGs in all subgroups except Hispanics, and were virtually on par with Wake County among multi-racial, Hispanic, black and white students.



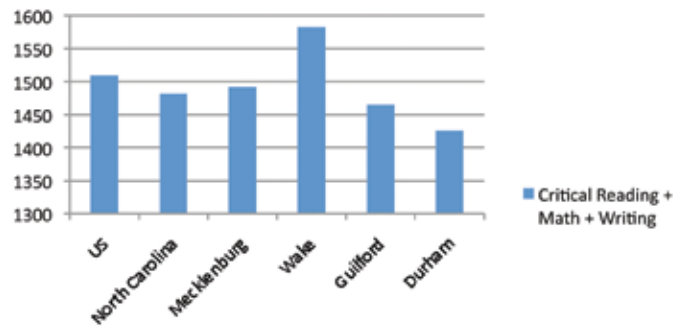
CMS lags in graduation rate. With a graduation rate of 66%, CMS lags the nation, the State of North Carolina, Wake and Guilford.



Charlotte-Mecklenburg Schools graduates fewer students than Wake and Guilford County Schools in all subgroup categories except Hispanic students. Overall, Guilford County is most successful with graduating students from historically underperforming subgroups.

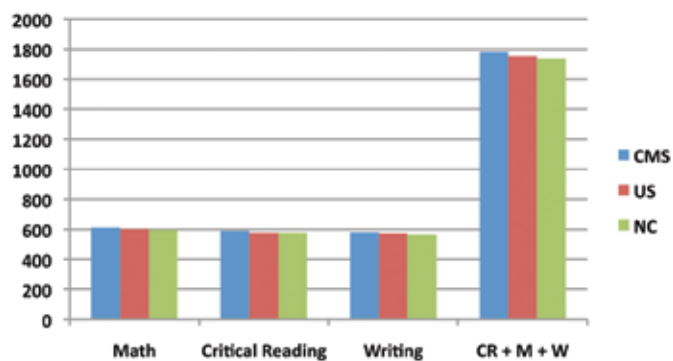
PROGRESS UPDATE ON OUR PUBLIC SCHOOLS: 2008 - 2009

2009 SAT Scores: Critical Reading+Math+Writing



CMS students perform well on SAT. Among comparison groups included, CMS students outperformed the US, the state and all but Wake County Schools on the 2009 SAT.

Top Tenth Percentile Rank on SAT, 2009



In 2009, the top scoring 10% of CMS students outscored the average for the state and the nation on the SAT.

Goal:

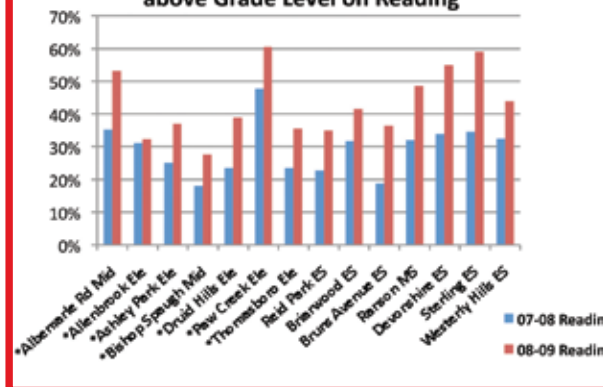
"Eighty percent of schools will make expected or high growth on state ABC scores."

Percentage of Schools Making Expected or High Growth

2005-06	54.3%
2006-07	67.5%
2007-08	78.3%
2008-09	89.6%

CMS is exceeding growth expectations.

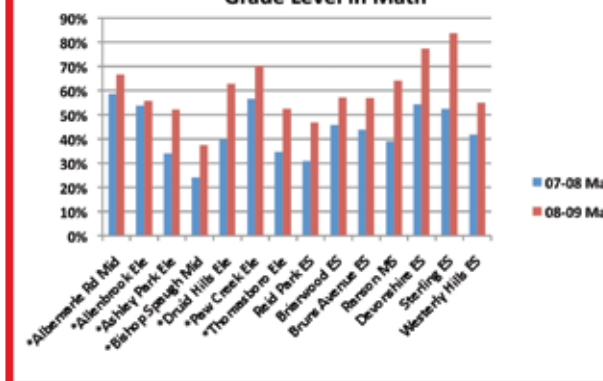
% Strategic Staffing School Students at or above Grade Level on Reading



All Strategic Staffing schools showed marked gains in reading from the 2007-2008 school year to the 2008-2009 school year.¹

¹ Note: The 2008-2009 scores were retest scores. The second cohort of Strategic Staffing schools are denoted by *.

% Strategic Staffing School Students at or Above Grade Level in Math



Strategic Staffing schools showed great gains in math EOGs between 2007-2008 and 2008-2009.

REFERENCES

Public Schools of North Carolina AYP Subgroup results

- <http://ayp.ncpublicschools.org/>

NC Public Schools Statistical Profile Public Schools of North Carolina Data and Statistics

- <http://www.ncpublicschools.org/docs/fbs/resources/data/statisticalprofile/2008profile.pdf>

Public Schools of North Carolina Data and Statistics North Carolina Department of Administration

- <http://www.ncpublicschools.org/data/reports/>

North Carolina Department of Administration North Carolina Department of Public Instruction

- <http://www.ncdnp.org/index.asp>

North Carolina Department of Public Instruction

- <http://www.ncpublicschools.org/docs/academic-services/gifted/student-data/childcount/2008.pdf>

Education First NC School Report Cards

- <http://www.ncreportcards.org/src/schDetails.jsp?Page=2&pSchCode=577&pLEACode=600&pYear=2007-2008>

North Carolina Department of Public Instruction

- <http://www.ncpublicschools.org/docs/fbs/resources/data/financialdata/2006-07data.pdf>